

STONEPEAK

high tech porcelain



RAJA

StonePeak's Raja replicates the exotic slate found in India thanks to the most advanced ink-jet technology on the market. The variation in colors and texture found in the Raja collection interpret even the smallest details of the quarried slate, making Raja a real innovation in the industry. Raja is available in three varying colors, three sizes and comes with a complete trim package.

StonePeak Ceramics, Inc.
Corporate Headquarters
314 W. Superior St.
Chicago, IL 60654
www.stonepeakceramics.com
info@stonepeakceramics.com

SAMPLE XPRESS
866-STPEAK1
866-7873251



Production Facility
238 Porcelain Tile Dr
Crossville, TN 38555



MADE IN THE USA



COLORS






Himachal White
panel of 30 pieces of 12"x12"








Vijay Sand
panel of 30 pieces of 12"x12"



Kund Multicolor
panel of 30 pieces of 12"x12"

SIZES	  		
	18"X18"	12"X12"	6"X6"
Himachal White	USG1818138	USG1212138	USG0606138
Vijay Sand	USG1818139	USG1212139	USG0606139
Kund Multicolor	USG1818140	USG1212140	USG0606140

TRIMS	 	
	STAIR TREAD 12"X12"	BULL NOSE 3"X12"
Himachal White	USG12ST138	USG324BT138
Vijay Sand	USG12ST139	USG324BT139
Kund Multicolor	USG12ST140	USG324BT140

TRIMS	  		
	COVE BASE 6"X12"	OUT CORNER 1"X6"	IN CORNER 1"X6"
Himachal White	USG612C138	USG160C138	USG161C138
Vijay Sand	USG612C139	USG160C139	USG161C139
Kund Multicolor	USG612C140	USG160C140	USG161C140


•All sizes are nominal
•Printed color reproductions may vary from actual tile color
•For technical info please refer to our web site www.stonepeakceramics.com

MOSAICS & ACCENTS

12"x12"
Mosaic 2"x2"



USG12M0138
HIMACHAL WHITE



USG12M0139
VIJAY SAND



USG12M0140
KUND MULTICOLOR

12"x12" Mosaic 2"x2"
Mix Glass



USG12MG138
HIMACHAL WHITE/MOONSTONE GLASS



USG12MG139
VIJAY SAND/AMBER G.



USG12MG140
KUND MULTICOLOR/CORAL GLASS

2"x2" Glass single piece



ARML02/4848
MOONSTONE GLASS



ARML01/4848T
AMBER GLASS



ARML07/4848
CORAL GLASS

PACKAGING INFORMATION

SIZE	PCS/ BOX	SF/ BOX	THICK. mm.	WEIGHT lbs/sf
18" x 18"	6	13.313	8	3.65
12" x 12"	10	9.793	8	3.55
6" x 6"	40	9.69	8	3.55
STAIR TREAD	10	9.793		3.55
BULL NOSE	15			lbs/pc
COVE BASE	8			0.984
IN/OUT CORNER	4			1.984
12" x 12" MOSAIC 2" x 2"	5			0.176
2" x 2" GLASS	90			