

CITY 2.0

STONEPEAK

high tech porcelain



The appearance of three cement-like colors in three lineal sizes with the appeal and durability of porcelain, creates the enriched modern new collection of City 2.0. Ideal for all types of installations.

StonePeak Ceramics, Inc.
Corporate Headquarters
314 West Superior Street
Chicago, Illinois 60654

www.stonepeakceramics.com
info@stonepeakceramics.com

SAMPLEXPRESS
866-STPEAK1
866-7873251

Production Facility
238 Porcelain Tile Drive
Crossville, TN 38555



COLORS






Cement





Olive Cast



Asphalt

SIZES			
	24" x 48"	12" x 48"	8" x 48"
Asphalt	USG2448178	USG1248178	USG0848178
Cement	USG2448179	USG1248179	USG0848179
Olive Cast	USG2448180	USG1248180	USG0848180

TRIMS		
	COVE BASE 6" x 12"	BULLNOSE 4" x 24"
Asphalt	USG612C178	USG424BT178
Cement	USG612C179	USG424BT179
Olive Cast	USG612C180	USG424BT180

PACKAGING INFORMATION

SIZE	PCS/ BOX	SF/ BOX	THICKNESS (mm)	WEIGHT LBS/SF
24"x48"	4	31.668	8.0	3.83
8"x48"	6	15.585	8.0	3.69
				LB/PIECE
COVE BASE 6"x12"	8	3.88	8.0	1.70
BULLNOSE 4"x24"	16	10.39	8.0	2.00

* All sizes are nominal
* Printed color reproductions may vary from actual tile color
* For technical info, please refer to our website www.stonepeakceramics.com